

## USE OF SYNBIOTICS FOR PRODUCTION OF FUNCTIONAL LOW FAT LABNEH

*Moussa M.E. Salem, Mona A.M. Abd El-Gawad, Fatma A.M. Hassan, Baher A. Effat*

*Dairy Science Department, National Research Centre, Dokki, Cairo, Egypt*

Key words: Labneh, yoghurt cheese, probiotic bacteria, inulin, Dairy-Lo, Dariloid

In the present work, the compared effect of 1% inulin and fat replacers (1% Dairy-Lo and 0.1% Dariloid) on chemical properties, growth and stability of probiotic bacteria and sensory attributes in Labneh cheese during storage (30 days) at 5°C was studied. Three strains of probiotic bacteria were used, *Lactobacillus reuteri* B-14171, *Lactobacillus johnsonii* B-2178 and *L. salivarius* B-1950, with a yoghurt starter cultures.

Addition of inulin, Dairy-Lo and Dariloid increased the soluble nitrogen, total volatile fatty acids, acetaldehyde and diacetyl. The effect of added prebiotics on soluble tyrosine and tryptophan was more pronounced. All strains showed good growth and survival in the presence of prebiotics. Initial counts of probiotic bacteria and their subsequent survival were better in the products supplemented with inulin. The most acceptable cheeses were those supplemented with 1% inulin.

### INTRODUCTION

In recent years, there has been a growing interest in using probiotic microorganisms as dietary adjuncts in the dairy industry. However, there are several problems associated with incorporating probiotic bacteria into the starter used to make cultured dairy products. One problem is slow growth of probiotic bacteria, probably due to their low level of proteolytic activity [Oliveira *et al.*, 2002]. Another problem is possible growth suppression of probiotic bacteria, by the traditional yoghurt cultures [McComas & Gilliland, 2003]. For probiotic bacteria to deliver their health benefits, sufficient numbers must be present at the time of consumption. Thus, producing a product that contains an adequate number of probiotic bacteria, at the point of consumption in dairy products, is very important. Several countries have established standards for numbers of probiotic bacteria in dairy products [Sanders *et al.*, 1996; Shin *et al.*, 2000]. Swiss Food Regulation requires that such products contain at least  $1 \times 10^6$  probiotic organisms per milliliter or gram [Shin *et al.*, 2000].

A possible method of ensuring adequate numbers of probiotic bacteria in cultured dairy products is to supplement milk to be fermented with substances stimulatory toward the growth of probiotic bacteria. In recent years, there has been more focus on synbiotics, a combination of pre- and probiotics in a single product [Helland *et al.*, 2004]. A prebiotic is a non-digestible food ingredient that beneficially affects the host by selectively stimulating the growth and/or activity of one or a limited number of bacteria in the colon [Desal *et al.*, 2004]. There has been a considerable interest in the use of prebiotics to enhance the survival and colonization of probiotic bacteria that are added in food products [Ziemer & Gib-

son, 1998]. Inulin non-digestible carbohydrate containing naturally occurring fructo-oligosaccharides, possesses characteristics of dietary fiber, and as such is of particular interest for its metabolic properties. Alongside its health benefits, inulin is also considered to have functional properties such as the ability to act as a fat or sugar replacer without adversely affecting flavour [Tungland, 2000]. The fat-substituting property of inulin is based on the product ability to stabilize the structure of the aqueous phase, which creates an improved creaminess mouth feel [Ibrahim *et al.*, 2004].

Over the past decade, there has been substantial interest in the development of a new range of dairy products, which are similar to the existing products but in which the fat content is substantially reduced to avoid health problems associated with high dietary fat [Akoh, 1998]. The use of fat replacers in cheese while keeping the same functional and organoleptic properties as full fat cheeses has attracted great attention in the past few years [Drake *et al.*, 1996; Kebary *et al.*, 2002]. Many commercial fat replacers are available for use in foods and they are classified as fat-based fat replacers, protein-based fat replacers (Dairy-Lo) and carbohydrate fat replacers (Dariloid-100) [Huyghebaert *et al.*, 1996].

Labneh is the product obtained from ordinary yoghurt after removal of a part of its water, lactose and salts. It should be soft, smooth and spreadable with a consistency resembling cultured cream, acidic clean flavour and milky white colour. It is usually consumed with bread as a part of a main meal in the Middle East [El-Samragy, 1997]. The variation in quality of Labneh (yoghurt cheese) in different countries is due to the variation of starter cultures used [Sharaf *et al.*, 1996]. Lactobacilli have been used widely in dairy products because of their health-promoting effects [Shah, 2000, 2001]. Therefore, the objective of this study

was to investigate the influence of commercially available inulin, Dairy-Lo and Dariloid on viability of probiotic lactobacilli and to verify the effect of different prebiotics on the physical and sensory characteristics of Labneh cheese.

## MATERIALS AND METHODS

### MATERIALS

**Bacterial strains.** The microorganisms used in this study were as follows: *Lactobacillus johnsonii* B-2178, *Lactobacillus reuteri* B-14171 and *Lactobacillus salivarius* B-1950. These strains were provided by Northern Regional Research Laboratory, Illinois, USA [NRRL]. All strains had previously been shown to possess properties required of probiotic microorganisms including bile salt tolerance, tolerance to low-pH values and antagonistic activity [Amin et al., 2002]. In addition, *Streptococcus thermophilus* and *Lactobacillus delbreuckii* ssp. *bulgaricus* were obtained from Dairy Microbiology Lab., National Research Centre, Dokki, Cairo, Egypt.

**Additives.** The following additives were used as prebiotics in the study: (1) Dairy-Lo (a protein-based fat replacer), Pfizer Inc., New York, USA; (2) Inulin, Sensus Food Ingredients, Netherlands, and (3) Darioloid 100 (Guar gum, locust bean gum, xanthan gum), Kelco, Division of Merck and Co. Inc. Rahway, New Jersey, USA).

**Milk.** Fresh whole buffalos' milk was obtained from the herd of the Faculty of Agriculture, Cairo Univ., Egypt.

### METHODS

**Procedure for Labneh manufacturing.** Labneh was manufactured according to El-Sayed et al. [1993] from standardized fresh buffalos' milk (1.5% fat). Milk was heated to 85°C for 15 min, cooled to 42°C and divided into 4 main portions. The first portion was applied as a control, without addition of prebiotics. The other three portions were supplemented with 1% (w/v) inulin, 1% (w/v) Dairy-Lo and 0.1% (w/v) Dariloid, respectively. Then each portion was divided into three equal portions. Starters were added as follows: (1) *S. thermophilus*, *L. delbreuckii* ssp. *bulgaricus* and *L. johnsonii* B-2178; (2) *S. thermophilus*, *L. delbreuckii* ssp. *bulgaricus* and *L. reuteri* B-14171; and (3) *S. thermophilus*, *L. delbreuckii* ssp. *bulgaricus* and *L. salivarius* B-1950.

All starters were added at the level of 3% and incubated at 42°C until pH 4.8. Fermented milk of all treatments was left overnight, mixed and put into cloth bags which were hung for 24 h in a refrigerator to allow for whey drainage. The resulting Labneh cheese was mixed with 1% salt (NaCl), submerged in corn oil in glass containers and stored in a refrigerator (5±1°C) for 30 days. The experiments were carried out in triplicate.

**Analytical procedures.** Labneh cheeses were sampled when fresh and after 10, 20 and 30 days of storage.

**Chemical analysis.** Protein, fat, lactose and ash contents of Labneh were determined according to AOAC [1995]. pH and titratable acidity (expressed as grams of lactic acid/100 g of Labneh) were determined as outlined by Marshall [1993].

Total solids and soluble nitrogen were measured according to IDF [1982]. Acetaldehyde and diacetyl content were determined as described by Lees & Jago [1969] and Pack et al. [1964], respectively. Total volatile free fatty acids (TVFA) were measured according to Kosikowski [1982]. Soluble tyrosine and tryptophan were measured according to Vakaleris & Price [1959]. Carbonyl compounds were determined according to Berry & Mckerrigan [1959]. Total energy was calculated based on conversion factors as follows: protein 4 kcal/g, carbohydrate 4 kcal/g and fat 9 kcal/g.

**Bacteriological analysis.** Enumeration of Labneh cheese starters. Labneh cheese samples were diluted in sterile tryptone diluent (0.1% w/v) and subsequently plated in duplicate onto selective media. *S. thermophilus* and *L. delbreuckii* ssp. *bulgaricus* were enumerated on M<sub>17</sub> media (Oxoid) and MRS, respectively, at pH 5.4. Viability of *L. reuteri*, *L. johnsonii* and *L. salivarius* was determined on MRS-arabinose agar [Effat, 2000], MRS-raffinose agar [Abd El-Khalek et al., 2004], and MRS-mannitol agar, respectively. The plate's incubation was done at 37°C for 72 h, in an anaerobic environment (BBL Gas Pak, Becton Dickinson, Cockeysville MA, USA) for all lactobacilli.

Percent viabilities of cultures in the presence of prebiotics were calculated as follows: % viability = (CFU at 30 days of storage/initial CFU) × 100 [Desal et al., 2004].

**Sensory evaluation.** All Labneh cheese samples were organoleptically evaluated when fresh and during refrigerated storage every 10 days according to Amer et al. [1997] for flavour (60 points), consistency (30 points), and appearance (10 points) by 20 panelists of the experienced staff members of the Dairy Science Department, National Research Centre.

## RESULTS AND DISCUSSION

### Chemical composition of Labneh cheese

The gross chemical composition of all Labneh cheese treatments are summarized in Table 1. It is clear that probiotic control Labneh cheese (C<sub>3</sub>) with *L. reuteri* had highest content of total solids than all treatments followed by Labneh cheese (I<sub>3</sub>) manufactured with 1% inulin and *L. reuteri* and Labneh cheese (Da<sub>3</sub>) made with 1% Dairy-Lo and *L. reuteri*, respectively. On the other hand, Labneh cheese (D<sub>1</sub>) made with 0.1% Dariloid and *L. johnsonii* had the lowest content of total solids than all treatments. This may be due to the effect of starter.

Fat is the same in all treatments except the control had a slight increase than all treatments (Table 1). From the same table fat/d.m. is highest in Labneh cheese (control) than all treatments. Labneh cheese made from 1% inulin and *S. thermophilus*, *L. delbreuckii* ssp. *bulgaricus* and *L. reuteri* (I<sub>3</sub>) had lowest fat/d.m.% than all treatments.

As for total protein (TP) (Table 1) Labneh cheese manufactured with *L. reuteri* and 1% Dairy-Lo (Da<sub>3</sub>) had the highest total protein than all treatments. This effect may be due to the effect of starter.

Also from Table 1, it is clear that Labneh cheese manufactured with 0.1% Dariloid with *L. johnsonii* (D<sub>1</sub>) had a highest TP/d.m. than all treatments whereas Labneh cheese manufactured with *L. reuteri* (C<sub>3</sub>) had the lowest TP/d.m. than all treatments.

Table 1 showed that Labneh cheese manufactured with 1% inulin and *L. reuteri* (I<sub>3</sub>) had the highest content of lactose (22.71%) than all treatments whereas Labneh cheese manufactured with 0.1% Dariloid and *L. johnsonii* (D<sub>1</sub>) had the lowest lactose content than all treatments. This may be due to the effect of starter.

Both Labneh cheese manufactured with 1% Dairy-Lo, and 0.1% Dariloid and *L. reuteri* (Da<sub>3</sub> and D<sub>3</sub>) had the highest content of ash, whereas Labneh cheese manufactured with *L. johnsonii* (C<sub>1</sub>) had lowest content of ash than all treatments. On the other hand, ash/DM was a highest (7.28%) in Labneh cheese manufactured with 0.1% Dariloid with *L. salivarius* (D<sub>2</sub>). While it was a lowest in Labneh cheese manufactured with *L. reuteri* (C<sub>3</sub>). In general, addition of fat replacers caused an increase in ash content. These results could be attributed to the ash content of Dairy-Lo and Dariloid [Kebary *et al.*, 1996].

From the same Table 1, we noticed that Labneh cheese manufactured with *L. reuteri* (C<sub>3</sub>) had the highest caloric value than all treatments. On the other hand Labneh cheese made with *L. johnsonii* (D<sub>1</sub>) had a lowest caloric value than all treatments.

#### Changes of some chemical properties during storage

Data presented in Table 2 show that the T.A. varied widely between the three types of probiotic bacteria used in fresh and stored Labneh, probably due to the nature of the individual probiotic bacteria. Highest T.A. was obtained in fresh Labneh made with *S. thermophilus*, *L. delbreuckii* ssp. *bulgaricus* and *L. johnsonii* and supplemented with 0.1% Dariloid (D<sub>1</sub>) followed by that made with yoghurt starter and *L. john-*

*sonii* and supplemented with 1% Dairy-Lo. On the other hand, Labneh made with yoghurt starter and *L. reuteri* had the lowest T.A. During storage, the T.A. of all Labneh cheese samples increased as the storage period progressed, while the pH values (Table 2) of all treatments had an opposite trend. In general, our findings are partly in agreement with those reported for fermented milk by Ibrahim *et al.* [2004].

Data in Table 2 show a noticeable increase in SN content in all Labneh cheeses with added prebiotics as compared to the control especially D<sub>1</sub> and D<sub>3</sub> made with the use of mixed cultures of *S. thermophilus*, *L. delbreuckii* ssp. *bulgaricus* and *L. johnsonii* and *S. thermophilus*, *L. delbreuckii* ssp. *bulgaricus* and *L. reuteri*. During storage, gradual increase in SN was observed in cheese from all treatments till the end of storage. Similar trends were reported for Domiati and Tallaga cheeses by Kebary *et al.* [1996] and Badawi & Kebary [1998].

Data presented in Table 3 show that the volatile fatty acids in Labneh cheeses made with prebiotics as of fresh cheeses had higher values especially Labneh manufactured with *S. thermophilus*, *L. delbreuckii* ssp. *bulgaricus* and *L. salivarius* supplemented with 1% inulin as a prebiotic (I<sub>2</sub>). The T.V.F.A. gradually increased in Labneh cheese from different treatments with extended storage. These findings were in agreement with those reported by Taha *et al.* [1997].

Labneh cheese made with adding Dairy-Lo or Dariloid fat replacers had higher T.V.F.A. than corresponding cheeses without fat replacers (control) at the end of storage (Table 3). The increase in T.V.F.A. could be explained on the basis that the increase in the cheese proteolysis as amino acids can serve as precursors for the development of certain volatile fatty acids [Nakae & Elliott, 1965]. Similar results were

TABLE 1. Chemical composition of fresh Labneh as affected by probiotics and prebiotics.

Cheese treatment	TS (%)	Fat (%)	Fat/d.m. (%)	Total protein (%)	Total protein/d.m. (%)	Lactose (%)	Lactose/d.m. (%)	Ash (%)	Ash/d.m. (%)	Caloric value (kcal/100 g)
C <sub>1</sub>	17.72	3.0	16.93	10.10	57.00	3.40	19.19	1.20	6.77	81.42
C <sub>2</sub>	17.74	3.0	16.91	10.09	56.88	3.42	19.28	1.21	6.82	81.04
C <sub>3</sub>	18.36	3.0	16.34	10.12	55.12	4.00	21.79	1.22	6.65	83.48
I <sub>1</sub>	17.62	2.7	15.32	10.23	58.06	3.46	19.64	1.22	6.92	79.06
I <sub>2</sub>	17.67	2.7	15.28	10.24	57.95	3.48	19.69	1.23	6.96	79.18
I <sub>3</sub>	18.32	2.7	14.74	10.29	55.73	4.16	22.71	1.24	6.77	81.73
Da <sub>1</sub>	17.58	2.7	15.36	10.28	58.48	3.34	19.00	1.26	7.17	78.78
Da <sub>2</sub>	17.62	2.7	15.32	10.30	58.46	3.34	18.96	1.28	7.26	78.86
Da <sub>3</sub>	18.28	2.7	14.77	10.38	56.78	3.86	21.12	1.32	7.22	81.26
D <sub>1</sub>	17.56	2.7	15.38	10.28	58.54	3.32	18.91	1.24	7.06	78.70
D <sub>2</sub>	17.58	2.7	15.36	10.26	58.36	3.34	19.00	1.28	7.28	78.70
D <sub>3</sub>	18.20	2.7	14.84	10.34	56.81	3.84	21.10	1.32	7.25	81.02

C <sub>1</sub>	:	Control with <i>S. thermophilus</i> + <i>L. delbreuckii</i> ssp. <i>bulgaricus</i> + <i>L. johnsonii</i>
C <sub>2</sub>	:	Control with <i>S. thermophilus</i> + <i>L. delbreuckii</i> ssp. <i>bulgaricus</i> + <i>L. salivarius</i>
C <sub>3</sub>	:	Control with <i>S. thermophilus</i> + <i>L. delbreuckii</i> ssp. <i>bulgaricus</i> + <i>L. reuteri</i>
I <sub>1</sub>	:	Labneh cheese with <i>S. thermophilus</i> + <i>L. delbreuckii</i> ssp. <i>bulgaricus</i> + <i>L. johnsonii</i> containing 1% inulin
I <sub>2</sub>	:	Labneh cheese with <i>S. thermophilus</i> + <i>L. delbreuckii</i> ssp. <i>bulgaricus</i> + <i>L. salivarius</i> containing 1% inulin
I <sub>3</sub>	:	Labneh cheese with <i>S. thermophilus</i> + <i>L. delbreuckii</i> ssp. <i>bulgaricus</i> + <i>L. reuteri</i> containing 1% inulin
Da <sub>1</sub>	:	Labneh cheese with <i>S. thermophilus</i> + <i>L. delbreuckii</i> ssp. <i>bulgaricus</i> + <i>L. johnsonii</i> containing 1% Dairy-Lo
Da <sub>2</sub>	:	Labneh cheese with <i>S. thermophilus</i> + <i>L. delbreuckii</i> ssp. <i>bulgaricus</i> + <i>L. salivarius</i> containing 1% Dairy-Lo
Da <sub>3</sub>	:	Labneh cheese with <i>S. thermophilus</i> + <i>L. delbreuckii</i> ssp. <i>bulgaricus</i> + <i>L. reuteri</i> containing 1% Dairy-Lo
D <sub>1</sub>	:	Labneh cheese with <i>S. thermophilus</i> + <i>L. delbreuckii</i> ssp. <i>bulgaricus</i> + <i>L. johnsonii</i> containing 0.1% Dariloid
D <sub>2</sub>	:	Labneh cheese with <i>S. thermophilus</i> + <i>L. delbreuckii</i> ssp. <i>bulgaricus</i> + <i>L. salivarius</i> containing 0.1% Dariloid
D <sub>3</sub>	:	Labneh cheese with <i>S. thermophilus</i> + <i>L. delbreuckii</i> ssp. <i>bulgaricus</i> + <i>L. reuteri</i> containing 0.1% Dariloid

TABLE 2. Influence of probiotics and prebiotics on acidity, pH and soluble nitrogen of Labneh during storage at  $5 \pm 1^\circ\text{C}$ .

Cheese treatment	Acidity (% lactic acid)				pH				Soluble nitrogen (SN), %			
	Storage period (days)											
	0	10	20	30	0	10	20	30	0	10	20	30
C <sub>1</sub>	1.30	1.35	1.42	1.46	4.62	4.60	4.54	4.50	0.24	0.28	0.34	0.42
C <sub>2</sub>	1.28	1.32	1.38	1.42	4.61	4.58	4.56	4.52	0.26	0.36	0.42	0.46
C <sub>3</sub>	0.90	1.12	1.20	1.28	4.64	4.60	4.58	4.54	0.28	0.38	0.44	0.50
I <sub>1</sub>	1.29	1.32	1.38	1.42	4.60	4.56	4.52	4.50	0.30	0.34	0.46	0.52
I <sub>2</sub>	1.26	1.34	1.40	1.44	4.58	4.54	4.48	4.44	0.32	0.38	0.44	0.56
I <sub>3</sub>	0.80	0.96	1.01	1.05	4.68	4.64	4.60	4.58	0.36	0.40	0.46	0.50
Da <sub>1</sub>	1.31	1.36	1.38	1.42	4.61	4.54	4.50	4.46	0.36	0.42	0.48	0.52
Da <sub>2</sub>	1.30	1.34	1.37	1.41	4.60	4.56	4.52	4.48	0.34	0.40	0.52	0.60
Da <sub>3</sub>	0.95	1.02	1.04	1.08	4.67	4.62	4.60	4.57	0.40	0.44	0.50	0.58
D <sub>1</sub>	1.32	1.36	1.40	1.44	4.61	4.58	4.50	4.44	0.42	0.48	0.54	0.62
D <sub>2</sub>	1.28	1.32	1.38	1.40	4.60	4.56	4.49	4.46	0.40	0.46	0.50	0.60
D <sub>3</sub>	0.58	1.04	1.12	1.18	4.66	4.62	4.60	4.56	0.41	0.50	0.56	0.64

C<sub>1</sub> : Control with *S. thermophilus* + *L. delbreuckii* ssp. *bulgaricus* + *L. johnsonii*  
C<sub>2</sub> : Control with *S. thermophilus* + *L. delbreuckii* ssp. *bulgaricus* + *L. salivarius*  
C<sub>3</sub> : Control with *S. thermophilus* + *L. delbreuckii* ssp. *bulgaricus* + *L. reuteri*  
I<sub>1</sub> : Labneh cheese with *S. thermophilus* + *L. delbreuckii* ssp. *bulgaricus* + *L. johnsonii* containing 1% inulin  
I<sub>2</sub> : Labneh cheese with *S. thermophilus* + *L. delbreuckii* ssp. *bulgaricus* + *L. salivarius* containing 1% inulin  
I<sub>3</sub> : Labneh cheese with *S. thermophilus* + *L. delbreuckii* ssp. *bulgaricus* + *L. reuteri* containing 1% inulin  
Da<sub>1</sub> : Labneh cheese with *S. thermophilus* + *L. delbreuckii* ssp. *bulgaricus* + *L. johnsonii* containing 1% Dairy-Lo  
Da<sub>2</sub> : Labneh cheese with *S. thermophilus* + *L. delbreuckii* ssp. *bulgaricus* + *L. salivarius* containing 1% Dairy-Lo  
Da<sub>3</sub> : Labneh cheese with *S. thermophilus* + *L. delbreuckii* ssp. *bulgaricus* + *L. reuteri* containing 1% Dairy-Lo  
D<sub>1</sub> : Labneh cheese with *S. thermophilus* + *L. delbreuckii* ssp. *bulgaricus* + *L. johnsonii* containing 0.1% Dariloid  
D<sub>2</sub> : Labneh cheese with *S. thermophilus* + *L. delbreuckii* ssp. *bulgaricus* + *L. salivarius* containing 0.1% Dariloid  
D<sub>3</sub> : Labneh cheese with *S. thermophilus* + *L. delbreuckii* ssp. *bulgaricus* + *L. reuteri* containing 0.1% Dariloid

reported for Edam cheese [Kebary *et al.*, 2002] and for Talaga cheese by Badawi & Kebary [1998].

Soluble tyrosine and soluble tryptophan contents followed similar trends of variations in all cheeses (Table 3). As for tyrosine content, Labneh made with yoghurt culture and *L. reuteri* and supplemented with 0.1% Dariloid (D<sub>3</sub>) had the highest values whether fresh or during storage. During storage, the tyrosine content increased in all samples indicating a continuous breakdown of the proteins. As for tryptophan content, it is clear that its contents ran parallel to tyrosine content being the highest in fresh Labneh made with Dariloid addition followed by Labneh made with the addition of Dairy-Lo. During storage, tryptophan content of all samples decreased with a higher rate in the case of Labneh made with fat replacers. Similar trends were reported for Labneh cheese [Amer *et al.*, 1997] and for Edam cheese [Kebary *et al.*, 2002]. Addition of Dairy-Lo or Dariloid caused a pronounced increase in the values of soluble tyrosine and soluble tryptophan contents. These results might be due to the increase in moisture content that enhances proteolysis [Banwart, 1981].

Data presented in Table 4 show that Labneh produced by yoghurt culture and *L. reuteri* containing inulin had the highest acetaldehyde and diacetyl contents whether when fresh or stored followed by that made with yoghurt culture and *L. salivarius* containing inulin. Both acetaldehyde and diacetyl contents increased to reach maximum values after 10 days and then decreased until the end of storage in all treatments. The concentration of acetaldehyde and diacetyl can differ to a great extent, depending on the medium composition, growth conditions and the specific activity of the bacteria and their enzymes. In yoghurt, the pathway leading to acet-

aldehyde production is generally considered to be via lactose degradation [Gonzalez *et al.*, 1994]. Some of the end products of citrate and pyruvate metabolism, such as diacetyl and acetaldehyde, have distinct aroma properties and contribute significantly to the quality of fermented foods [Helland *et al.*, 2004].

Concerning total carbonyl compounds, it is obvious that Labneh cheese manufactured with yoghurt culture and *L. salivarius* supplemented with Dairy-Lo (Da<sub>2</sub>) had higher content than all treatments throughout storage (Table 4). During storage, total carbonyl compounds in all Labneh cheese samples increased as the storage period progressed. Similar results were reported by Hassan *et al.* [2001].

#### Influence of prebiotics on traditional yoghurt cultures

The changes in the viable counts of *S. thermophilus* and *L. delbreuckii* ssp. *bulgaricus* during storage of Labneh cheese are presented in Figures 1a, 2a and 3a. As shown, counts of *S. thermophilus* predominated in all Labneh cheeses at 0 day of storage period, as Sharaf *et al.* [1996] reported for Labneh cheese and Effat [2000] for Domiati cheese. As no differences of *S. thermophilus* counts were detected for the different Labneh cheeses, means of all cheeses at each time of storage were considered. In average, *S. thermophilus* counts decreased slightly from 8.9 log<sub>10</sub> cfu/g to 5.90 log<sub>10</sub> cfu/g during storage (Figures 1a, 2a and 3a).

The counts of *L. delbreuckii* ssp. *bulgaricus* exhibited approximately the same behavior of *S. thermophilus* in all Labneh cheeses throughout the storage period (Figure 1b, 2b and 3b). Sharaf *et al.* [1996] reported that the count of *L. delbreuckii* ssp. *bulgaricus* decreased during storage of Lab-

TABLE 3. Influence of probiotics and prebiotics on total volatile fatty acids, soluble tyrosine and soluble tryptophan in Labneh during storage at 5±1°C.

Cheese treatment	Total volatile fatty acids (mL 0.1 N NaOH/100 g cheese)				Soluble tyrosine (mg/100 g cheese)				Soluble tryptophan (mg/100 g cheese)			
	Storage period (days)											
	0	10	20	30	0	10	20	30	0	10	20	30
C <sub>1</sub>	16	18	22	24	16.7	29.1	35.2	38.1	92.6	80.3	72.3	50.4
C <sub>2</sub>	14	16	20	22	16.6	25.2	33.9	36.2	98.1	92.2	80.4	62.2
C <sub>3</sub>	16	18	21	24	15.5	24.8	30.6	34.8	95.3	82.6	78.1	60.0
I <sub>1</sub>	25	28	30	32	14.8	22.4	26.8	31.0	90.4	80.4	70.8	60.8
I <sub>2</sub>	28	30	34	36	16.0	24.8	28.2	34.6	91.0	81.2	72.0	65.0
I <sub>3</sub>	26	29	32	34	15.0	24.0	28.0	34.0	88.6	78.6	68.2	60.2
Da <sub>1</sub>	20	22	28	30	25.10	30.0	36.2	41.6	101.2	90.4	70.8	60.2
Da <sub>2</sub>	22	24	26	38	26.3	30.8	34.8	40.0	106.0	92.3	72.0	61.8
Da <sub>3</sub>	20	23	28	32	24.2	29.4	33.4	38.6	108.0	94.0	74.3	65.6
D <sub>1</sub>	26	30	34	38	28.4	34.6	39.6	42.0	118.2	106.0	92.8	71.2
D <sub>2</sub>	25	29	36	40	29.3	36.0	40.2	44.3	116.1	101.3	90.4	70.6
D <sub>3</sub>	24	28	32	39	30.8	38.4	42.1	46.8	119.0	108.2	95.6	68.0

C<sub>1</sub> : Control with *S. thermophilus* + *L. delbreuckii* ssp. *bulgaricus* + *L. johnsonii*  
 C<sub>2</sub> : Control with *S. thermophilus* + *L. delbreuckii* ssp. *bulgaricus* + *L. salivarius*  
 C<sub>3</sub> : Control with *S. thermophilus* + *L. delbreuckii* ssp. *bulgaricus* + *L. reuteri*  
 I<sub>1</sub> : Labneh cheese with *S. thermophilus* + *L. delbreuckii* ssp. *bulgaricus* + *L. johnsonii* containing 1% inulin  
 I<sub>2</sub> : Labneh cheese with *S. thermophilus* + *L. delbreuckii* ssp. *bulgaricus* + *L. salivarius* containing 1% inulin  
 I<sub>3</sub> : Labneh cheese with *S. thermophilus* + *L. delbreuckii* ssp. *bulgaricus* + *L. reuteri* containing 1% inulin  
 Da<sub>1</sub> : Labneh cheese with *S. thermophilus* + *L. delbreuckii* ssp. *bulgaricus* + *L. johnsonii* containing 1% Dairy-Lo  
 Da<sub>2</sub> : Labneh cheese with *S. thermophilus* + *L. delbreuckii* ssp. *bulgaricus* + *L. salivarius* containing 1% Dairy-Lo  
 Da<sub>3</sub> : Labneh cheese with *S. thermophilus* + *L. delbreuckii* ssp. *bulgaricus* + *L. reuteri* containing 1% Dairy-Lo  
 D<sub>1</sub> : Labneh cheese with *S. thermophilus* + *L. delbreuckii* ssp. *bulgaricus* + *L. johnsonii* containing 0.1% Dariloid  
 D<sub>2</sub> : Labneh cheese with *S. thermophilus* + *L. delbreuckii* ssp. *bulgaricus* + *L. salivarius* containing 0.1% Dariloid  
 D<sub>3</sub> : Labneh cheese with *S. thermophilus* + *L. delbreuckii* ssp. *bulgaricus* + *L. reuteri* containing 0.1% Dariloid

TABLE 4. Influence of probiotics and prebiotics on acetaldehyde, diacetyl and total carbonyl compounds in Labneh during storage at 5±1°C.

Cheese treatment	Acetaldehyde content (µm/100 gm)				Diacetyl content (µm/100 gm)				Total carbonyl compounds (µmol/100 kg cheese)			
	Storage period (days)											
	0	10	20	30	0	10	20	30	0	10	20	30
C <sub>1</sub>	320	342	320	225	104	125	115	95	68.21	165.23	262.00	352.96
C <sub>2</sub>	325	345	322	228	105	126	114	94	65.49	158.00	250.82	348.22
C <sub>3</sub>	330	348	330	230	108	132	120	105	70.00	168.14	268.00	356.08
I <sub>1</sub>	330	408	318	208	106	130	118	96	70.22	168.80	269.08	377.08
I <sub>2</sub>	335	412	332	226	108	134	122	106	84.36	182.00	280.14	382.00
I <sub>3</sub>	340	410	321	212	110	132	120	104	78.07	174.00	278.92	380.76
Da <sub>1</sub>	285	300	260	225	100	122	92	80	80.46	188.90	272.62	380.41
Da <sub>2</sub>	290	318	268	230	101	120	90	86	85.73	195.11	304.11	401.32
Da <sub>3</sub>	295	325	270	235	104	126	116	92	78.24	180.18	285.01	395.11
D <sub>1</sub>	310	408	382	215	102	124	114	93	76.38	168.40	254.70	362.18
D <sub>2</sub>	322	424	392	218	104	125	115	95	76.64	170.18	261.11	368.80
D <sub>3</sub>	318	416	390	220	103	122	92	79	80.04	175.42	268.00	372.01

C<sub>1</sub> : Control with *S. thermophilus* + *L. delbreuckii* ssp. *bulgaricus* + *L. johnsonii*  
 C<sub>2</sub> : Control with *S. thermophilus* + *L. delbreuckii* ssp. *bulgaricus* + *L. salivarius*  
 C<sub>3</sub> : Control with *S. thermophilus* + *L. delbreuckii* ssp. *bulgaricus* + *L. reuteri*  
 I<sub>1</sub> : Labneh cheese with *S. thermophilus* + *L. delbreuckii* ssp. *bulgaricus* + *L. johnsonii* containing 1% inulin  
 I<sub>2</sub> : Labneh cheese with *S. thermophilus* + *L. delbreuckii* ssp. *bulgaricus* + *L. salivarius* containing 1% inulin  
 I<sub>3</sub> : Labneh cheese with *S. thermophilus* + *L. delbreuckii* ssp. *bulgaricus* + *L. reuteri* containing 1% inulin  
 Da<sub>1</sub> : Labneh cheese with *S. thermophilus* + *L. delbreuckii* ssp. *bulgaricus* + *L. johnsonii* containing 1% Dairy-Lo  
 Da<sub>2</sub> : Labneh cheese with *S. thermophilus* + *L. delbreuckii* ssp. *bulgaricus* + *L. salivarius* containing 1% Dairy-Lo  
 Da<sub>3</sub> : Labneh cheese with *S. thermophilus* + *L. delbreuckii* ssp. *bulgaricus* + *L. reuteri* containing 1% Dairy-Lo  
 D<sub>1</sub> : Labneh cheese with *S. thermophilus* + *L. delbreuckii* ssp. *bulgaricus* + *L. johnsonii* containing 0.1% Dariloid  
 D<sub>2</sub> : Labneh cheese with *S. thermophilus* + *L. delbreuckii* ssp. *bulgaricus* + *L. salivarius* containing 0.1% Dariloid  
 D<sub>3</sub> : Labneh cheese with *S. thermophilus* + *L. delbreuckii* ssp. *bulgaricus* + *L. reuteri* containing 0.1% Dariloid

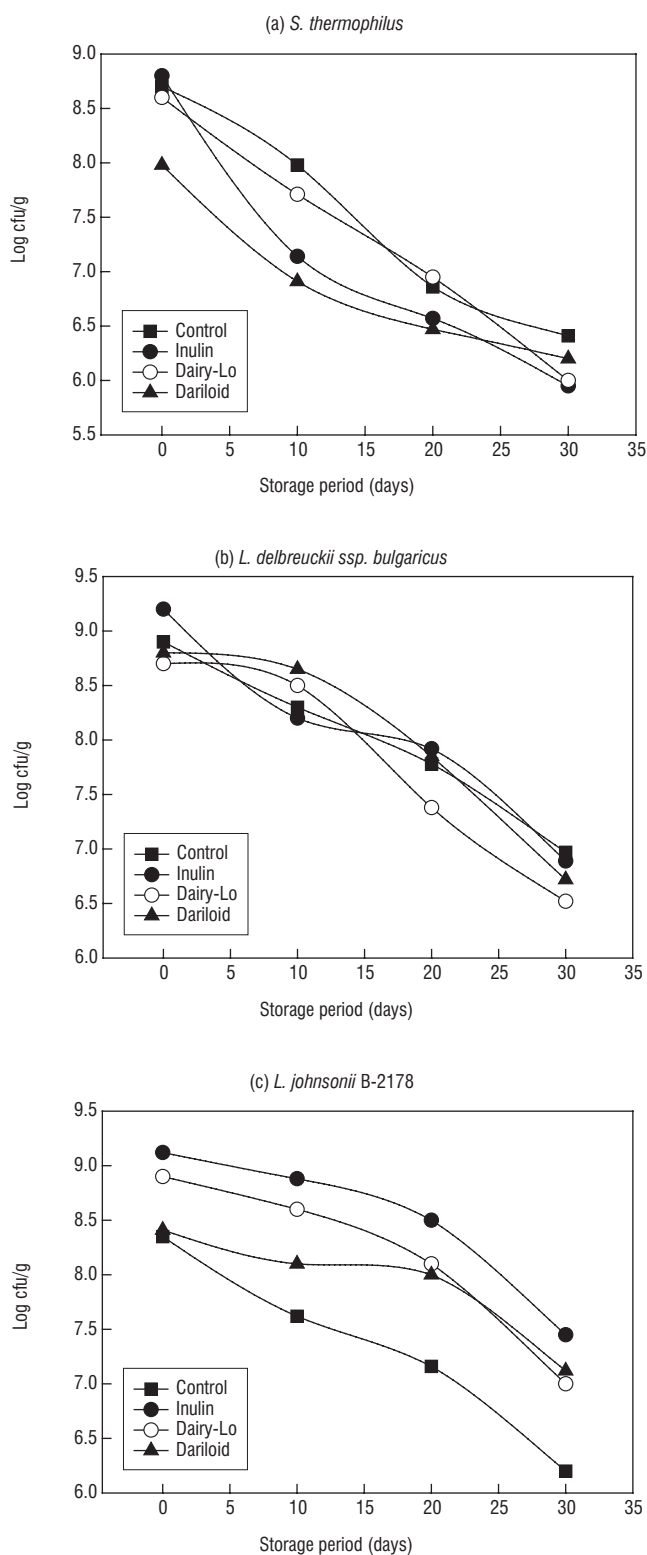


FIGURE 1. Viability of *S. thermophilus* (a) *L. delbreuckii ssp. bulgaricus* (b) and *L. johnsonii* B-2178 (c) in Labneh cheese containing prebiotics during storage in a refrigerator.

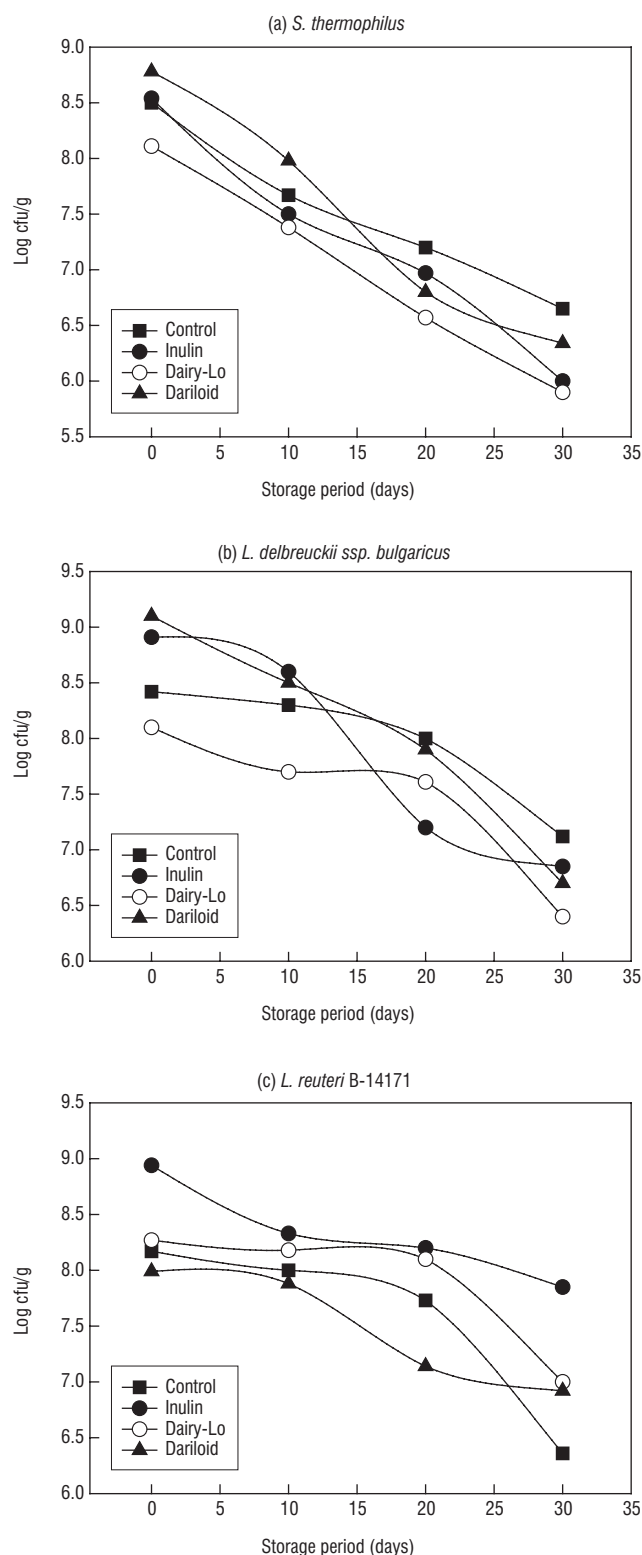


FIGURE 2. Viability of *S. thermophilus* (a) *L. delbreuckii ssp. bulgaricus* (b) and *L. reuteri* B-14171 (c) in Labneh cheese containing prebiotics during storage in a refrigerator.

neh cheese. The decreased numbers was due to the sensitivity of microorganisms to the produced acidity. Similarly, Hamann & Marth [1984] reported that the population of viable yoghurt bacteria increased immediately after manufacturing the yoghurt and decreased during refrigerated storage of the product. In general, these results coincide with those obtained by Sharaf *et al.* [1996].

From the foregoing results, it is obvious that prebiotics had no influence on the growth pattern of both *S. thermophilus* and *L. delbreuckii ssp. bulgaricus* during cold storage of Labneh cheeses. Generally, our results confirm the findings of Akin [2005] who recorded that the addition of inulin had no effect on numbers of *S. thermophilus* and *L. delbreuckii ssp. bulgaricus* in probiotic fermented ice cream. Moreover,

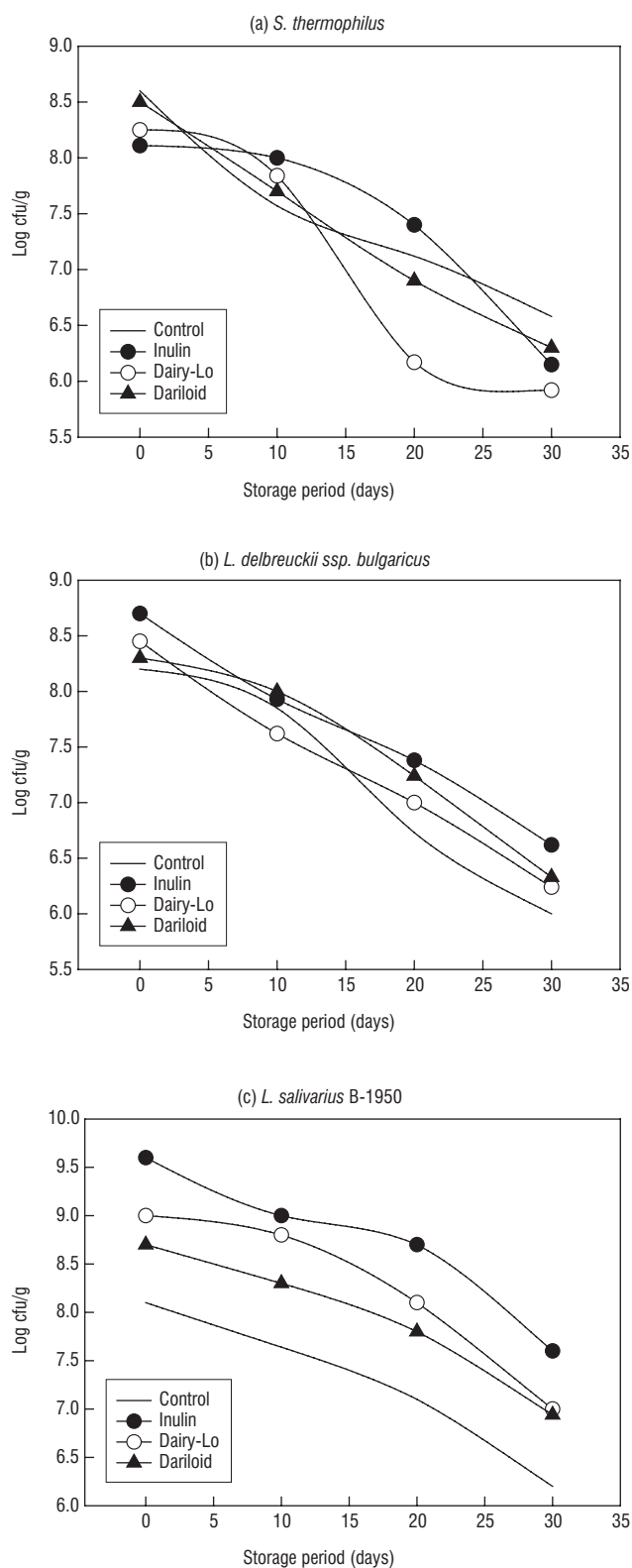


FIGURE 3. Viability of *S. thermophilus* (a) *L. delbreuckii ssp. bulgaricus* (b) and *L. salivarius* B-1950 (c) in Labneh cheese containing prebiotics during storage in refrigerator.

the foregoing results are in accordance with other reports which stated that the addition of non-heated xanthan gum showed no marked effect on growth level of lactic acid bacteria [El-Sayed *et al.*, 2002; Sadek *et al.*, 2004].

### Influence of prebiotics on the shelf stability of probiotic cultures in Labneh cheese

The viability of the 3 strains *L. reuteri*, *L. johnsonii* and *L. salivarius* in Labneh cheese containing prebiotics stored at a refrigerator ( $\sim 5^{\circ}\text{C}$ ) for 30 days are shown in Figures 1c, 2c and 3c. In general, the viability of all 3 strains decreased during storage. However, the viability was in many cases higher than that of the control, without prebiotics. On an average, best viability was observed with inulin. The highest viability of 87.8%, 81.68% and 79.16% was recorded for *L. reuteri*, *L. johnsonii* and *L. salivarius* with inulin, respectively. Overall, Dairy-Lo was the least effective in maintaining viability, with average viabilities of 84%, 78.6%, and 79.77%. The lowest viability was recorded by *L. johnsonii* with an average viability of 78.6%. The control samples containing no prebiotics had average survival rates of 77.8%, 74% and 76% for *L. reuteri*, *L. johnsonii* and *L. salivarius*, respectively. Out of 3 strains studied, 2 strains (*L. reuteri* and *L. johnsonii*) showed a strong correlation between viability and pH.

Viability of lactobacilli is affected because of several factors including acid produced during fermentation, oxygen content in the product and oxygen permeation through the packaging material and antimicrobial substances produced by lactic acid bacteria [Desal *et al.*, 2004]. Although viability of probiotic bacteria decreased during storage, it was observed that the Labneh cheeses contained  $6.92 \log_{10}$  cfu/g of probiotics, in average, after 30 days of storage. These counts are close to  $10^7$  cfu/g, which is the level of suggested by some authors to have a health promoting effect [Oliveira *et al.*, 2002; Akin, 2005]. Generally, our results confirm the observation of Desal *et al.* [2004], Ibrahim *et al.* [2004] and Akin [2005] who reported that the viability of lactobacilli after storage was greatest with inulin.

### Sensory evaluation

The Labneh cheeses were evaluated for flavour, consistency and appearance. Data pertaining to the overall evaluation and preference of Labneh during storage at  $5^{\circ}\text{C}$  are depicted in Table 5. It appears that Labneh cheese manufactured with yoghurt culture and *L. reuteri* containing 1% inulin ( $I_1$ ) gained higher scores either when fresh or during storage. Its consistency and appearance were better than other treatments. This Labneh was preferred over the Labneh cheeses of other treatments all over storage period. The resultant Labneh, fresh as well as stored, was characterised by desirable pungent flavour with smoother consistency. This could be due to that the main characteristics of *S. thermophilus* are its abilities to produce aroma [Mohamed *et al.*, 1999]. Moreover, the presence of *L. reuteri* which is acid tolerant [Toit *et al.*, 1998] and possesses flavor qualities and also represents nutritional benefits [Effat, 2000] was observed till the end of storage period. On the other hand, Labneh made with yoghurt culture and *L. johnsonii* without addition any prebiotics ( $C_1$ ) gained the least scores. As storage progressed the organoleptic scores decreased in all treatments. These results are in agreement with Taha *et al.* [1997].

TABLE 5. Organoleptic properties of probiotic Labneh cheeses containing prebiotics throughout storage course on refrigerator.

Properties	Storage period (days)	Labneh cheese treatments											
		C <sub>1</sub>	C <sub>2</sub>	C <sub>3</sub>	I <sub>1</sub>	I <sub>2</sub>	I <sub>3</sub>	Da <sub>1</sub>	Da <sub>2</sub>	Da <sub>3</sub>	D <sub>1</sub>	D <sub>2</sub>	D <sub>3</sub>
Flavor (60)	0	50	51	54	55	52	54	54	54	48	50	52	54
	10	48	49	50	52	50	52	50	52	46	47	49	50
	20	44	45	47	48	48	48	48	48	42	44	46	46
	30	35	36	37	38	40	40	41	38	36	38	38	36
Consistency (30)	0	25	26	26	30	30	30	30	24	23	28	28	30
	10	22	24	24	28	28	28	27	22	22	26	26	28
	20	18	19	18	26	25	26	24	20	21	24	24	26
	30	16	16	14	24	22	22	23	18	20	22	20	24
Appearance (10)	0	8	8	8	9	9	9	9	8	7	9	8	8
	10	6	7	6	7	8	8	8	7	6	8	7	7
	20	5	5	5	6	7	6	6	6	5	7	6	6
	30	4	4	4	5	6	5	5	4	4	6	5	5
Total (100)	0	82	85	88	93	91	94	93	88	84	87	88	92
	10	76	80	80	87	86	88	85	81	79	81	82	85
	20	67	69	70	80	80	80	78	74	70	75	76	78
	30	55	56	55	67	68	67	69	60	61	66	63	65

C<sub>1</sub>, C<sub>2</sub>, C<sub>3</sub>, I<sub>1</sub>, I<sub>2</sub>, I<sub>3</sub>, Da<sub>1</sub>, Da<sub>2</sub>, Da<sub>3</sub>, D<sub>1</sub>, D<sub>2</sub>, and D<sub>3</sub>: Please refer to previous table.

## CONCLUSIONS

The growth, activity and viability of *L. reuteri*, *L. johnsonii* and *L. salivarius* strains in Labneh were dependent on prebiotics as well as strain. Addition of prebiotics improves the growth rates. There was also slight improvement in survival rate with prebiotics, thus incorporating prebiotics will improve the efficiency of the product. The survival probiotic bacteria was better in the samples supplemented with inulin. This could be due to prebiotic effects of this oligofructose. These results suggested that the addition of inulin stimulated the growth of *L. reuteri*, *L. johnsonii* and *L. salivarius*, which resulted in improved viability of these organisms.

## REFERENCES

- Abd El-Khalek A.B., Effat B.A., Sharaf O.M., The use of *Lactobacillus gasseri*, *Lactobacillus johnsonii* and genetically modified *Lactobacillus delbreuckii* ssp. *bulgaricus* in functional yoghurt-like products. Egypt. J. Dairy Sci., 2004, 32, 245–259.
- Akin M.S., Effects of inulin and different sugar levels on viability of probiotic bacteria and the physical and sensory characteristics of probiotic fermented ice-cream. Milchwissenschaft, 2005, 60, 297–300.
- Akoh C., Fat replacers. Food Technol., 1998, 52, 47–53.
- Amer S.N., Girgis E.S., Taha S.H., Abd El-Moety S.H., Effect of milk total solids and type of starter on the quality of Labneh. J. Dairy Sci., 1997, 25, 179–192.
- Amin G.A., El-Gizawy S.A., Tawfik N.F., Abd El-Khalek A.B., Utilization of some microorganisms as dietary adjuncts under local conditions: II. Selection of isolates for probiotic characteristics. Proceedings of the 2<sup>nd</sup> Congress or Recent Technologies in Agriculture, Giza, 28–30 Oct. 2002, 1, 104–110.
- Association of Official Analytical Chemists (AOAC), Official Methods of Analysis, Vol. II, 16<sup>th</sup> ed., Arlington, VA, USA, 1995.
- Badawi R.M., Kebary K.M.K., Influence of fat replacers on the quality of low fat Tallaga cheese. Proc. 7<sup>th</sup> Egyptian Conf. Dairy Sci. Technol., 1998, 347–361.
- Banwart G.T., Basic Food Microbiology. 1981, AVI Publishing Co., Inc., Westport, Canssectaut, USA, p. 212.
- Berry N.W., Mckerrigan A.A., Carbonyl compounds as criterion of flavour deterioration in edible fats. J. Food Sci. Agric., 1995, 9, 693–697.
- Desal A.R., Powell I.B., Shah N.P., Survival and activity of probiotic lactobacilli in skim milk containing prebiotics. J. Food Sci., 2004, 69, FMS57–FMS60.
- Drake M.A., Boylston T.D., Swanson B.G., Fat mimetics in low-fat Cheddar cheese. J. Food Sci., 1996, 61, 1267–1270, 1288.
- Effat B.A., Effect of using *Lactobacillus reuteri* with other probiotic cultures on quality of Domiat cheese. Minufiya J. Agric. Res., 2000, 25, 445–460.
- El-Samragy Y.A., Labneh or yoghurt-cheese: A review. Egyptian J. Dairy Sci., 1997, 25, 165–178.
- El-Sayed E.M., Abd El-Gawad I.A., Murad H.A., Salah S.H., Utilization of laboratory produced xanthan gum in the manufacture of yogurt and soy yogurt. Eur. Food Res. Technol., 2002, 215, 298–304.
- El-Sayed N.H., Hassan F.A., El-Senaity M.H., Manufacture of Labneh from goat's milk. J. Agric. Sci., Mansoura Univ., 1993, 18, 3310–3316.
- Gonzalez S., Morata de Ambrosini V., Manca de Nadra M., Pesce de Ruiz Holgado A., Oliver G., Acetaldehyde production by strains used as probiotics in fermented milk. J. Food Prot., 1994, 57, 436–440.
- Hamann, W.T., Marth, E.H., Comparison of four differential and two general purpose media to enumerate *Lactobacillus bulgaricus* and *Streptococcus thermophilus*. Milchwissenschaft, 1984, 39, 147–149.
- Hassan F.M.M., Baker S.A., Abd El-Gawad M.A.M., Effect of the type of starter and processing method on quality of Labneh. J. Agric. Sci., Mansoura Univ., 2001, 26, 319–331.
- Helland M.H., Wicklund T., Narvhus J.A., Growth and metabolism of selected strains of probiotic bacteria in milk- and water-based cereal puddings. Int. Dairy J., 2004, 14, 957–965.
- Huyghebaert A., Dewettinck K., Greyt W., Fat replacers. Bulletin of International Dairy Federation, Brussels, Belgium, 1996, 317, pp. 10–15.
- Ibrahim G.A., Mehanna N.Sh., Gad El-Rab D., Preparation and



- properties of set fermented milk containing inulin and different probiotics. Proc. 9<sup>th</sup> Egyptian Conf. Dairy Sci. Technol., 2004, 117–132.
22. IDF, International Dairy Federation, Cheese and processed cheese determination of the total solids content (Reference method). International Dairy Federation Standard 4A, 1982.
  23. Kebary K.M.K., Moussa A.M., Hamed A.I., Yousef E.T., Quality of zabady made with *Bifidobacterium bifidum* D1. The Proceedings of 36<sup>th</sup> Week of Sci., Alepo Univ., Syria, Book 3, Part 1, 1996, 79–89.
  24. Kebary K.M.K., Salem O.M., El-Sonbaty A.H., El-Sissey A.S., Impact of low fat replacers on the quality of low fat edam cheese. Egypt. J. Dairy Sci., 2002, 30, 253–266.
  25. Kosikowski F.V., Cheese and Fermented Milk Foods. 1982, 2<sup>nd</sup> ed. Published and Distributed by F.V. Kosikowski and Associates, P.O. Box 139 Brooktondale, New York, p. 225.
  26. Lees G.I., Jago G.R., Methods for the estimation of acetaldehyde in cultured dairy products. Aust. J. Dairy Tech., 1969, 24, 181–190.
  27. Marshall T.R., ed., Standard Methods for the Examination of Dairy Products. 1993, 16<sup>th</sup> ed. Am. Publ. Health Assoc., Inc., Washington, DC., USA, pp. 61–65.
  28. McComes K.A. Jr., Gilliland S.E., Growth of probiotic and traditional yoghurt cultures in milk supplemented with whey protein hydrolysate. J. Food Sci., 2003, 68, 2090–2095.
  29. Mohamed A.A., Ahmed H.A., El-Safty M.S., Abd El-Aal I.A., Effect of using mixed strains on Ras cheese ripening. J. Agric. Sci., Mansoura Univ., 1999, 24, 1201–1213.
  30. Nakae, T., Elliot, J.A., Volatile fatty acids produced by some lactic acid bacteria. I- Factors influencing production of volatile fatty acids from casein by hydrolyzate. J. Dairy Sci., 1965, 48, 287–293.
  31. Oliveira M.N., Sodini I., Remeaf F., Tissier J.P., Corrieu G., Manufacture of fermented lactic beverages containing probiotic bacteria. J. Food Sci., 2002, 67, 2336–2340.
  32. Pack M.Y., Sandine W.E., Elliker P.R., Day E.A., Lindsay R.C., Owades and Jakovac method for diacetyl determination in mixed strain starters. J. Dairy Sci., 1964, 44, 15–26.
  33. Sadek Z.I., El-Shafei K., Murad H.A., Utilization of xanthan gum and inulin as prebiotics for lactic acid bacteria. Proc. 9<sup>th</sup> Egyptian Conf. Dairy Sci. and Tech., 2004, 269–283.
  34. Sanders M.E., Walker D.C., Walker K.M., Aoyama K., Klaenhammer T.R., Performance of commercial cultures in fluid milk applications. J. Dairy Sci., 1996, 79, 943–955.
  35. Shah N.P., Functional foods, probiotics and prebiotics. Food Technol., 2001, 55, 46–53.
  36. Shah, N.P., Probiotic bacteria: selective enumeration and survival in dairy foods. J. Dairy Sci., 2000, 83, 1–14.
  37. Sharaf O.M., Mehanna N.S., El-Shafei K., Metwally A.E., Effect of using different starters on quality of Labneh. Annals. Agric. Sci., Ain Shams Univ., Cairo, 1996, 41, 901–912.
  38. Shin H.S., Lee J.H., Pestka J.J., Ustunol Z., Viability of Bifidobacteria in commercial dairy products during refrigerated storage. J. Food Prot., 2000, 63, 327–331.
  39. Taha S.H., Girgis E.S., Amer S.N., Abd El-Moety S.H., Effect of milk fat substitution with vegetable oils on the quality attributes of Labneh. Egypt. J. Dairy Sci., 1997, 25, 193–203.
  40. Toit M. du, Franz C.M.A.P., Dicks L.M.T., Schillinger U., Haberer P., Warlies B., Ahrens F., Holzapfel W.H., Characterization and selection of probiotic lactobacilli for preliminary minipig feeding trial and their effect on serum cholesterol levels, faeces pH and faeces moisture content. Intern. J. Food Microbiol., 1998, 40, 93–104.
  41. Tunglund B., A call for dietary fiber status for inulin. Cereal Foods World, 2000, 45, 413.
  42. Vakaleris D.G., Price W.V., A rapid spectrophotometric method for measuring cheese ripening. J. Dairy Sci., 1959, 47, 264–276.
  43. Ziemer C.J., Gibson G.R., An overview of probiotics, prebiotics, and synbiotics in the functional food concept: perspectives and future strategies. Int. Dairy J., 1998, 8, 473–479.

Received April 2006. Revised December 2006 and accepted January 2007.

